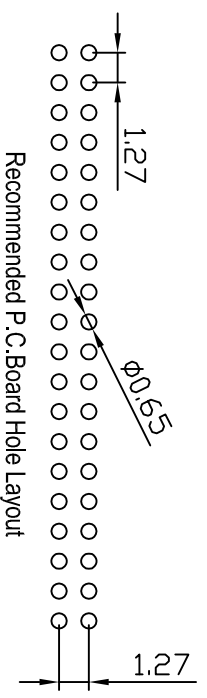
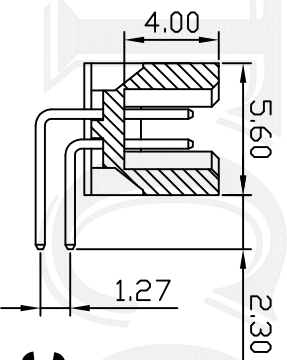
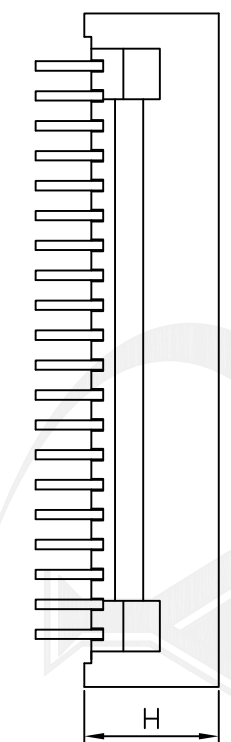
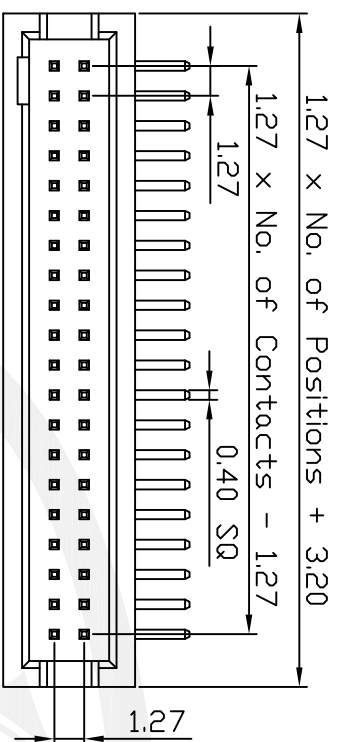


Rev No	Revision note	Date	Signature	Checked
A/0				



**NOTES:**  
**SPECIFICATION**

Current Rating: 1.0Ampereper Contact  
 Contact Resistance: 30Milliohms Max  
 Insulation Resistance: 1000Megohms Min  
 Dielectric Withstanding Voltage: 500V AC(for 1 minute)  
 Operation Temperature: -40 °C~+105 °C

**Material**  
 Contact Material: Brass  
 Contact Plating: Au or Sn Over Ni  
 Insulator Material: Glass Filled Polyester(UL94V-0)  
 Standard: Nylon-6T

**3032-XX R XX X 0 X 2**

NO. of Pins	Contact Plating	Color Insulator	Type
10=10P 14=14P 16=16P 20=20P 24=24P 26=26P 30=30P 32=32P 34=34P 40=40P 44=44P 50=50P 60=60P 64=64P 80=80P 100=100P	G0=Gold Flash G1=3u" Gold G2=5u" Gold G3=10u" Gold G4=15u" Gold G5=30u" Gold S0=Gold Flash/Tin SN=Tin	B=Black W=White U=Blue R=Red Y=Yellow G=Grey	1=H5.4mm 2=H5.7mm

THIS DRAWING IS A CONTROLLED DOCUMENT

DIMENSIONS INCHES	TOLERANCES UNLESS OTHERWISE SPECIFIED
0 P.L.C.	± —
1 P.L.C.	± 0.20
3 P.L.C.	± 0.25
4 P.L.C.	± 0.30
ANGLES	± 3°

DRWN	DATE	CHK	DATE	FILE PATH
JACK	OCT 05 2006	MIKE	OCT 05 2006	

**YTCO** YTCO TECHNOLOGY  
 HTTP://WWW.YTCO.CO

TITLE: 1.27mm Box Header, RightAngle DIP  
 PART NO.: 3032-XXXXXX0X2  
 DRAWING NO.: YT-3032R1

SCALE: 3:1 SIZE: A4 SHEET: 1 OF 1 REV: A

4

3

2

1

4

3

2

1

A

B

C

D

A

B

C

D