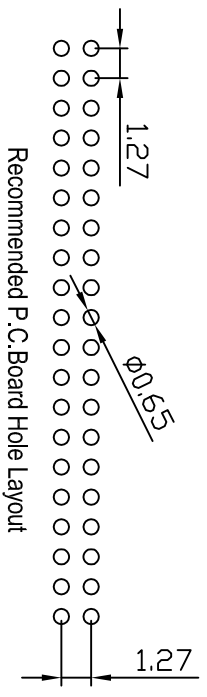
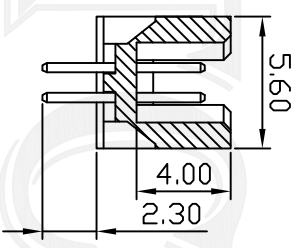
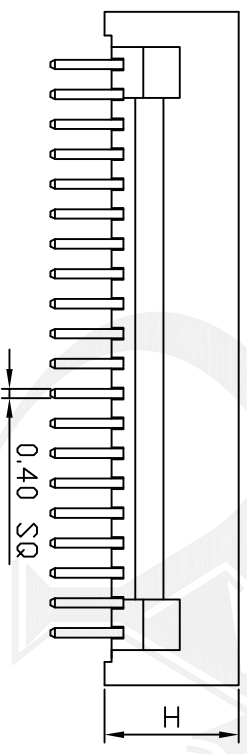
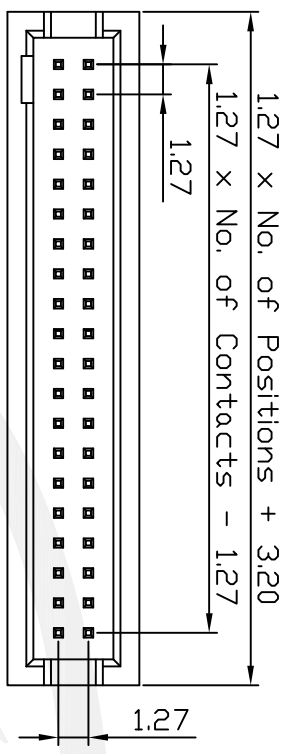


| Rev No | Revision note | Date | Signature | Checked |
|--------|---------------|------|-----------|---------|
| A/0    |               |      |           |         |



**NOTES:**  
**SPECIFICATION**

Current Rating: 1.0Ampereper Contact  
 Contact Resistance: 30Milliohms Max  
 Insulation Resistance: 1000Megohms Min  
 Dielectric Withstanding Voltage: 500V AC(for 1 minute)  
 Operation Temperature: -40 °C~+105 °C

**Material**  
 Contact Material: Brass  
 Contact Plating: Au or Sn Over Ni  
 Insulator Material: Glass Filled Polyester(UL94V-0)  
 Standard: Nylon-6T

# 3032-XX S XX X 0 X 2

| NO. of Pins     | Contact Plating | Color Insulator   | Type     |
|-----------------|-----------------|-------------------|----------|
| 10=10P 14=14P   | G0=Gold Flash   | B=Black           | 1=H5.4mm |
| 16=16P 20=20P   | G1=3u" Gold     | W=White           | 2=H5.7mm |
| 24=24P 26=26P   | G2=5u" Gold     | U=Blue            |          |
| 30=30P 32=32P   | G3=10u" Gold    | R=Red             |          |
| 34=34P 40=40P   | G4=15u" Gold    | Y=Yellow          |          |
| 44=44P 50=50P   | G5=30u" Gold    | S0=Gold Flash/Tin |          |
| 60=60P 64=64P   |                 |                   |          |
| 80=80P 100=100P |                 |                   |          |

THIS DRAWING IS A CONTROLLED DOCUMENT

|      |      |       |             |
|------|------|-------|-------------|
| DMN  | DATE | JACK  | OCT.05.2006 |
| CHK  | DATE | MIKE  | OCT.05.2006 |
| APPD | DATE | PETER | OCT.05.2006 |

TOLERANCES UNLESS OTHERWISE SPECIFIED

|        |   |      |
|--------|---|------|
| 0 PL.C | ± | —    |
| 1 PL.C | ± | 0.20 |
| 3 PL.C | ± | 0.25 |
| 4 PL.C | ± | 0.30 |

ANGLES ± 3°

YTCO YTCO TECHNOLOGY  
 HTTP://WWW.YTCO.CO

TITLE: 1.27mm Box Header, Straight DIP

PART NO.: 3032-XXSXXX0X2

DRAWING NO.: YT-3032S1

SCALE: 3:1

SIZE: A4

FILE PATH: 00871

SHEET 1 OF 1

REV A

4 3 2 1