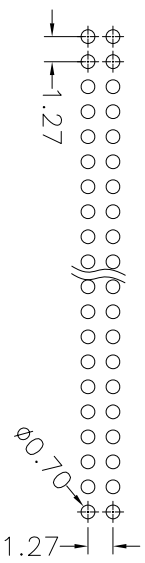
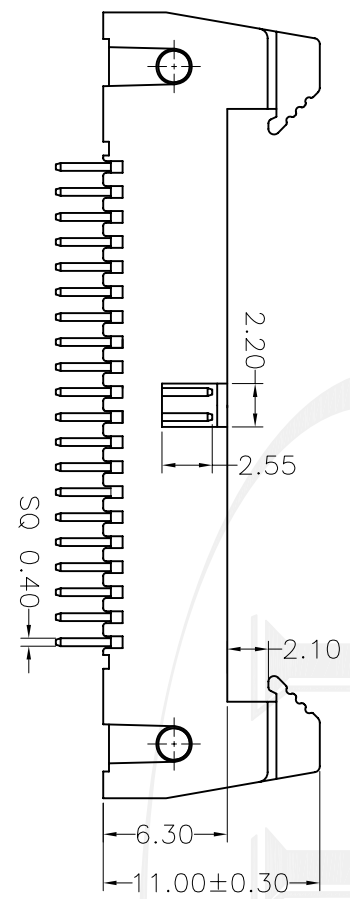
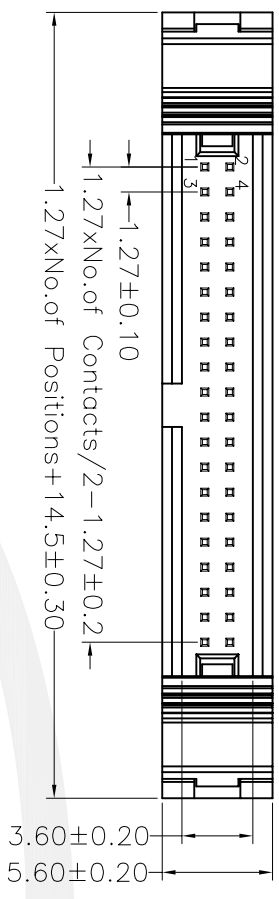


Rev No	Revision note	Date	Signature	Checked
A/0				



Recommended P.C. Board Hole Layout

NOTES:
SPECIFICATION
 Current Rating:1.0Ampereper Contact
 Contact Resistance:20Milliohms Max
 Insulation Resistance:500Megohms Min
 Dielectric Withstanding Voltage:500V AC(for 1 minute)
 Operation Temperature:-40 °C~+105 °C

Material
 Contact Material:Brass
 Contact Plating:Au or Sn Over Ni
 Insulator Material:Glass Filled Polyester(UL94V-0)
 Standard:Nylon-6T

3230-XX S XX XS12

NO. of Pins	Contact Plating	Color
10=10P 14=14P 16=16P 20=20P 24=24P 26=26P 30=30P 34=34P 40=40P 44=44P 50=50P 60=60P	G0=Gold Flash G1=3u" Gold G2=5u" Gold G3=10u" Gold G4=15u" Gold G5=30u" Gold S0=Gold Flash/Tin SN=Tin	B=Black W=White U=Blue R=Red Y=Yellow G=Grey

THIS DRAWING IS A CONTROLLED DOCUMENT			
DIMENSIONS INCHES	TOLERANCES UNLESS OTHERWISE SPECIFIED	0 PLG ± —	1 PLG ± 0.20
		2 PLG ± 0.25	3 PLG ± 0.30
		4 PLG ± 0.30	ANGLES ± 3°
DRW	DATE	CHK	DATE
JACK	OCT 05, 2006	MIKE	OCT 05, 2006
TITLE		PART NO.	
1.27mm Ejector Header, Straight DIP		3230-XXSXXS12	
DRAWING NO. YTCO-3230S1		SCALE	
2.5 : 1		A4	
CAGE CODE 00871		FILE PATH	
YTCO YTCO TECHNOLOGY		SHEET	
HTTP://WWW.YTCO.CO		1 OF 1	
REV		A	