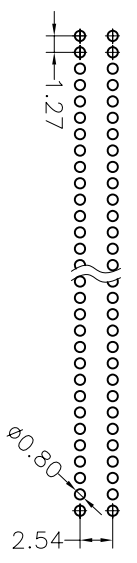
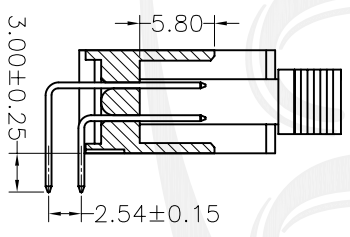
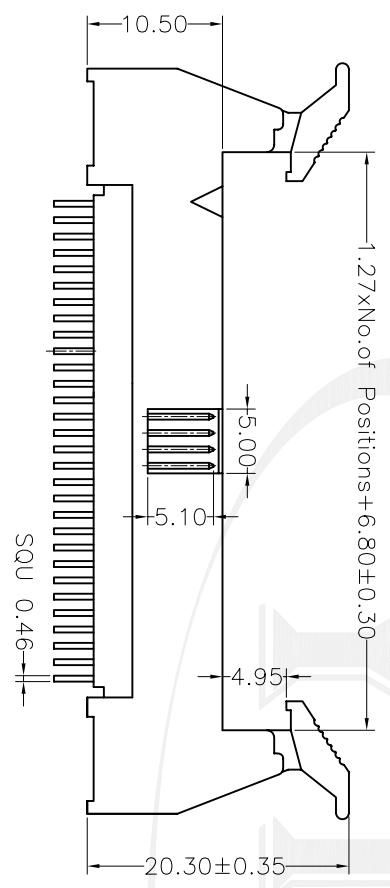
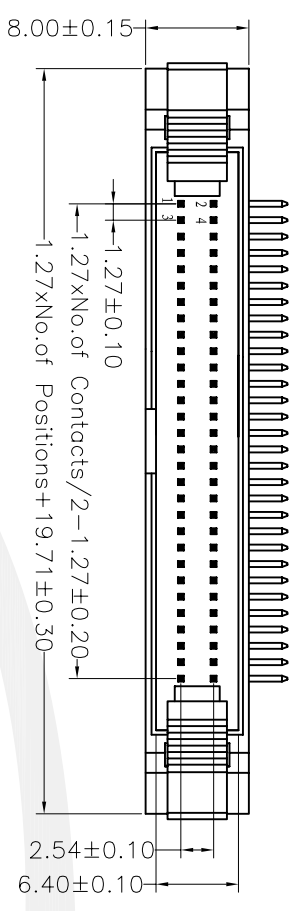


Rev No	Revision note	Date	Signature	Checked
A/0				



Recommended P.C.Board Hole Layout

NOTES:
SPECIFICATION
 Current Rating:1.0Ampereper Contact
 Contact Resistance:20Milliohms Max
 Insulation Resistance:1000Megohms Min
 Dielectric Withstanding Voltage:500V AC(for 1 minute)
 Operation Temperature:-40 °C~+105 °C

Material
 Contact Material:Brass
 Contact Plating:Au or Sn Over Ni
 Insulator Material:Glass Filled Polyester(UL94V-0)
 Standard:Nylon-6T

3240-XX R XX XS12

NO. of Pins	Contact Plating	Color Insulator
10=10P 12=12P	G0=Gold Flash	B=Black
14=14P 16=16P	G1=3u" Gold	W=White
20=20P 24=24P	G2=5u" Gold	U=Blue
26=26P 30=30P	G3=10u" Gold	R=Red
32=32P 34=34P	G4=15u" Gold	Y=Yellow
40=40P 44=44P	G5=30u" Gold	G=Grey
50=50P 60=60P	S0=Gold Flash/Tin	
64=64P 80=80P	SN=Tin	
100=100P		

THIS DRAWING IS A CONTROLLED DOCUMENT

DIMENSIONS INCHES	TOLERANCES UNLESS OTHERWISE SPECIFIED
0 P.L.C.	± —
1 P.L.C.	± 0.20
3 P.L.C.	± 0.25
4 P.L.C.	± 0.30
ANGLES	± 3°

DRWN	DATE	CHK	DATE	TITLE
JACK	OCT.05.2006	MIKE	OCT.05.2006	1.27X2.54mmEjectorHeader, RightAngledDIP

YTCO YTCO TECHNOLOGY
 HTTP://WWW.YTCO.CO

UNITS	SCALE	SIZE	DRAWING NO.
MM	1:1	A4	YT-3240R1

CAGE CODE: 00871 FILE PATH: 3240-XXRXXXXX12

SHEET 1 OF 1 REV A