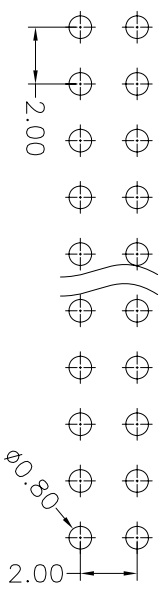
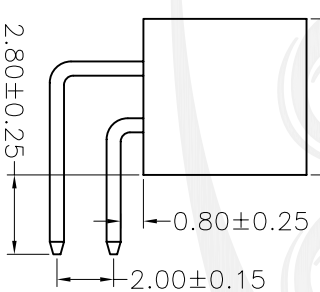
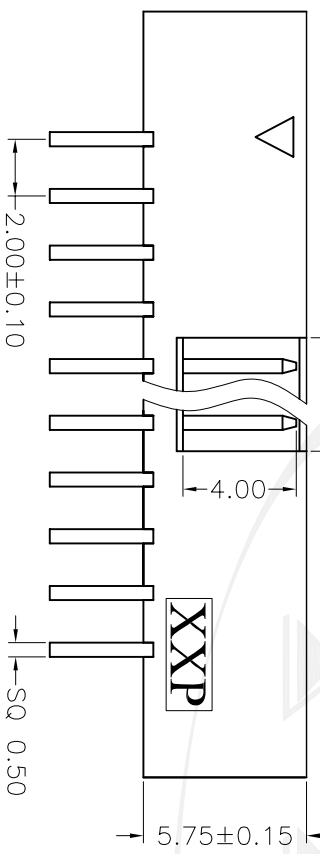
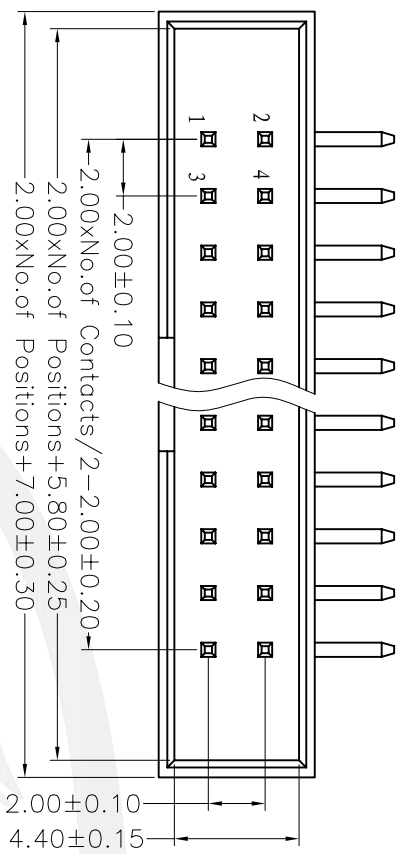


Rev No	Revision note	Date	Signature	Checked
A/0				



Recommended P.C.Board Hole Layout

NOTES:
SPECIFICATION
 Current Rating:1.5Ampereper Contact
 Contact Resistance:20Milliohms Max
 Insulation Resistance:1000Megohms Min
 Dielectric Withstanding Voltage:500V AC(for 1 minute)
 Operation Temperature:-40°C~+105°C

Material
 Contact Material:Brass
 Contact Plating:Au or Sn Over Ni
 Insulator Material:Glass Filled Polyester(UL94V-0)
 Standard:Nylon-6T

3020-XX R XX X012

NO.of Pins	Contact Plating	Color Insulator
10=10P 14=14P 16=16P 20=20P 24=24P 26=26P 30=30P 34=34P 40=40P 44=44P 50=50P 60=60P	G0=Gold Flash G1=3u" Gold G2=5u" Gold G3=10u" Gold G4=15u" Gold G5=30u" Gold S0=Gold Flash/Tin SN=Tin	B=Black W=White U=Blue R=Red Y=Yellow G=Grey

THIS DRAWING IS A CONTROLLED DOCUMENT			
DRW	DATE	CHK	DATE
JACK	OCT.05.2006	MIKE	OCT.05.2006
DIMENSIONS INCHES TOLERANCES UNLESS OTHERWISE SPECIFIED			
0 PLG	±		
1 PLG	± 0.20		
2 PLG	± 0.25		
3 PLG	± 0.30		
4 PLG	± 0.30		
ANGLES ± 3°			
CAGE CODE 00871		FILE PATH	
DRAWING NO. YTCO-3020R1		PART NO. 3020-XXRXXX012	
YTCO TECHNOLOGY HTTP://WWW.YTCO.CO			
TITLE: 2.00mm Box Header, RightAngle DIP			
UNITS	SCALE	SIZE	
MM	4:1	A4	
SHEET 1 OF 1		REV A	