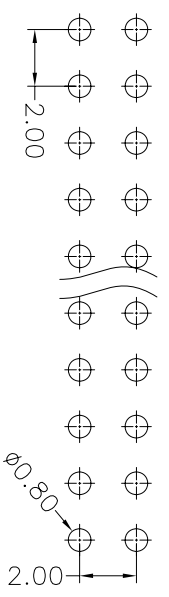
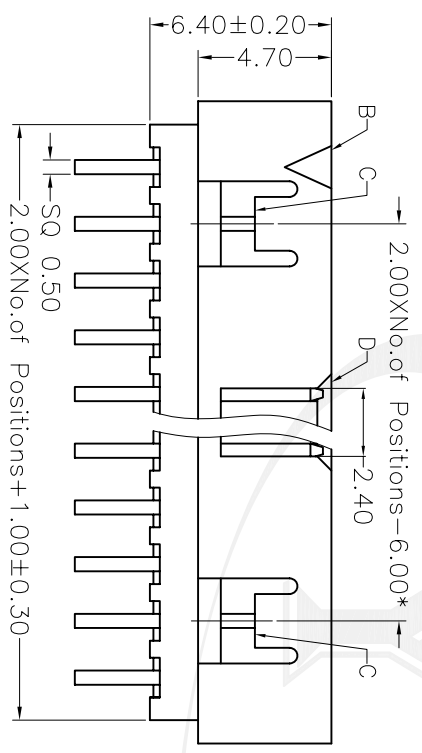
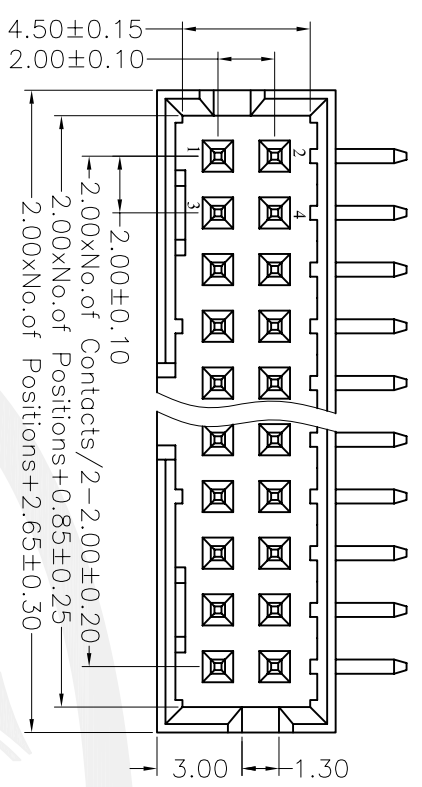


Rev No	Revision note	Date	Signature	Checked
A/0				



Recommended P.C. Board Hole Layout

NOTES:
SPECIFICATION
 Current Rating: 1.5Ampereper Contact
 Contact Resistance: 20Milliohms Max
 Insulation Resistance: 1000Megohms Min
 Dielectric Withstanding Voltage: 500V AC(for 1 minute)
 Operation Temperature: -40°C ~ +105°C

Material
 Contact Material: Brass
 Contact Plating: Au or Sn Over Ni
 Insulator Material: Glass Filled Polyester(UL94V-0)
 Standard: Nylon-6T

NO. of Pins	Contact Plating	Color Insulator
10=10P 14=14P 16=16P 20=20P 24=24P 26=26P 30=30P 34=34P 40=40P 44=44P 50=50P 60=60P	G0=Gold Flash G1=3u" Gold G2=5u" Gold G3=10u" Gold G4=15u" Gold G5=30u" Gold SN=Tin	B=Black W=White U=Blue R=Red Y=Yellow G=Grey

3023-XX R XX X012

THIS DRAWING IS A CONTROLLED DOCUMENT			
DMN	DATE	OCT 05 2006	
JACK	DATE	OCT 05 2006	
CHK	DATE	OCT 05 2006	
MIKE	DATE	OCT 05 2006	
TOLERANCES UNLESS OTHERWISE SPECIFIED			
0 PLG	±	—	
1 PLG	±	0.20	
2 PLG	±	0.25	
3 PLG	±	0.30	
4 PLG	±	0.30	
ANGLES ± 3°			
DRAWING NO. YTCO-3023R1		PART NO. 3023-XXRXXX012	
DRAWINGS NO. YTCO-3023R1		TITLE 2.00mm Box Header, RightAngle DIP	
CAGE CODE 00871		FILE PATH	
UNITS	SCALE	SIZE	A4
MM	4:1		
SHEET 1 OF 1		REV A	

