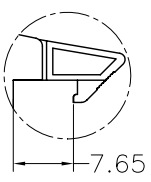
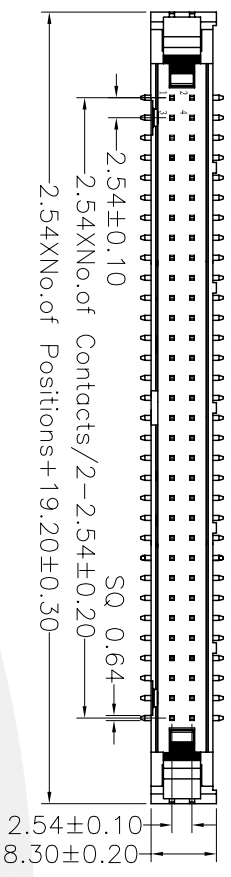


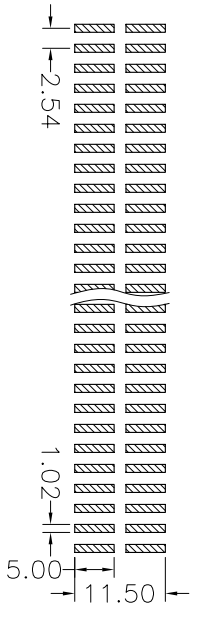
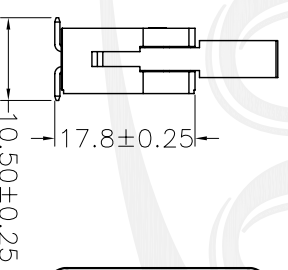
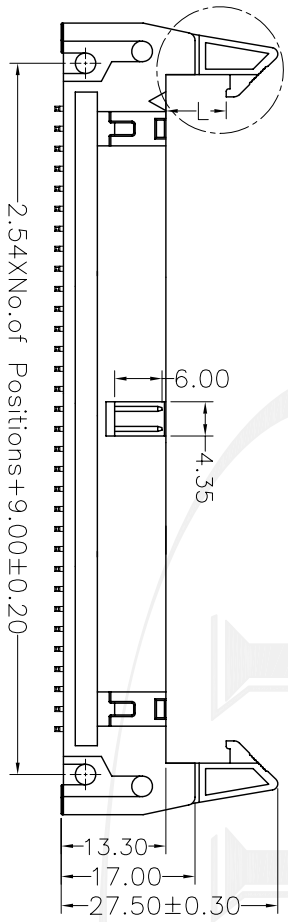
Rev No	Revision note	Date	Signature	Checked
A/0				



Long Latch



Short Latch



Recommended P.C. Board Hole Layout

**NOTES:**  
**SPECIFICATION**

- Current Rating:3.0Ampereper Contact
  - Contact Resistance:20Milliohms Max
  - Insulation Resistance:1000Megohms Min
  - Dielectric Withstanding Voltage:1000V AC(for 1 minute)
  - Operation Temperature:-40 °C~+105°C
- Material**
- Contact Material:Brass
  - Contact Plating:Au or Sn Over Ni
  - Insulator Material:Glass Filled Polyester(UL94V-0)
  - Standard:Nylon-6T

**3210-XX M XX X X12**

<b>NO. of Pins</b> 06=6P 08=8P 10=10P 12=12P 14=14P 16=16P 18=18P 20=20P 24=24P 26=26P 30=30P 34=34P 40=40P 50=50P 60=60P 64=64P	<b>Contact Plating</b> G0=Gold Flash G1=3u" Gold G2=5u" Gold G3=10u" Gold G4=15u" Gold G5=30u" Gold S0=Gold Flash/Tin SN=Tin	<b>Color Insulator</b> B=Black W=White U=Blue R=Red Y=Yellow G=Grey	<b>Latch Type</b> L=Long Latch S=Short Latch N=Without Latch
--	--	---	---

THIS DRAWING IS A CONTROLLED DOCUMENT

DMN	DATE	<b>YTCO TECHNOLOGY</b> HTTP://WWW.YTCO.CO	
JACK	OCT.05.2006	CHK	MIKE
INCHES		OTHERWISE SPECIFIED	
TOLERANCES UNLESS OTHERWISE SPECIFIED		0 PLC ± —	
		1 PLC ± 0.20	
		3 PLC ± 0.25	
		4 PLC ± 0.30	
ANGLES	± 3°		

SCALE	1:1	SIZE	A4
DRAWING NO.	YT-3210M1		
PART NO.	3210-XXMXXXXX12		
DATE	OCT.05.2006	FILE PATH	
DRG CODE	00871		

SHEET 1 OF 1 REV A